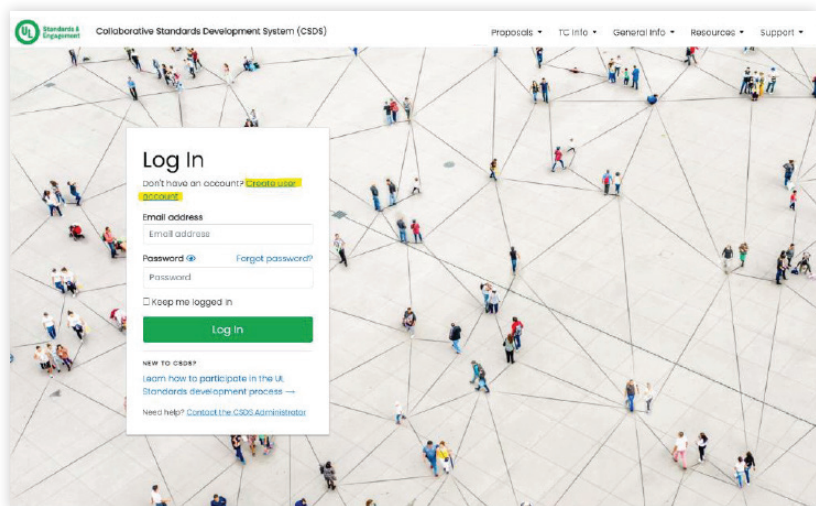
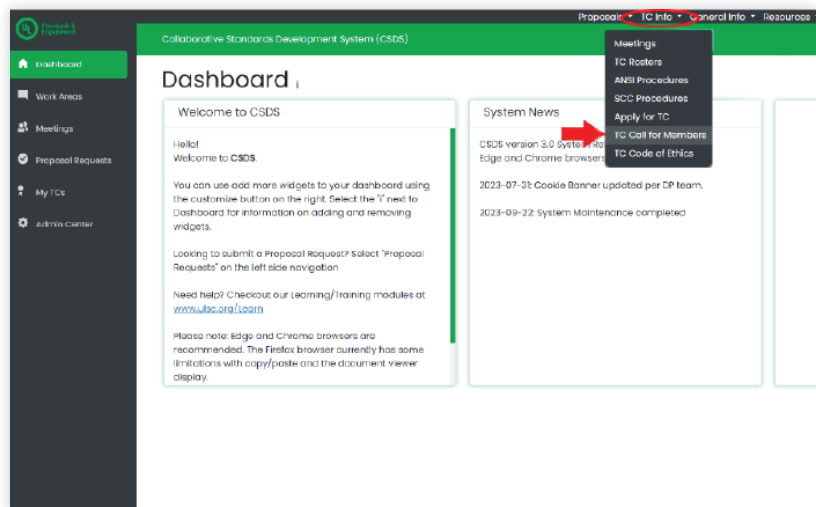


# How to Follow a Standard



## Step 1:

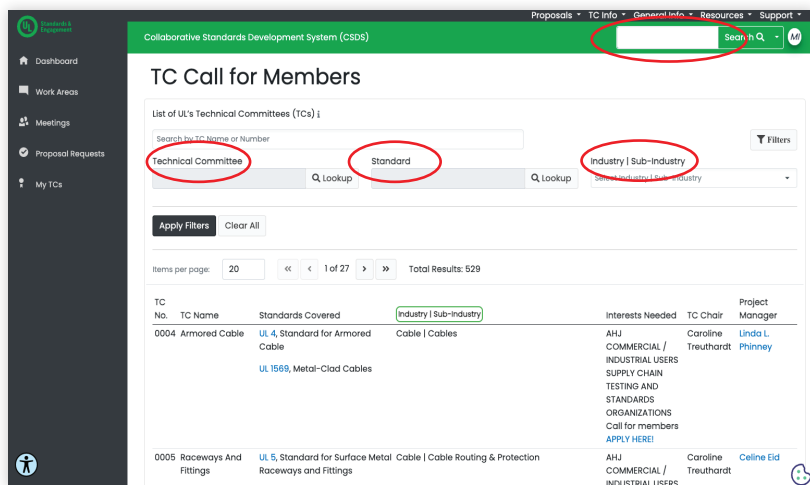
Visit the ULSE Collaborative Standards Development System ([CSDS](https://csds.ul.com)) and create an account ([csds.ul.com](https://csds.ul.com))



## Step 2:

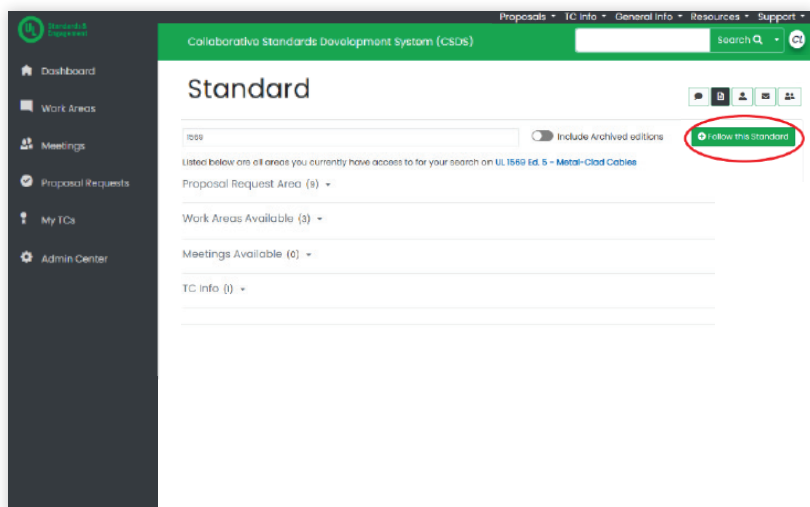
Once your account is active, select 'TC Call for Members' under the TC Info drop-down menu in the top right of the screen.

# How to Follow a Standard



## Step 3:

Search for the *standard number* using the main search bar at the top right of the page, or by using the *Technical Committee, Standard, and Industry* search features towards the top of the page.



## Step 4:

From the standard's page, click "Follow this Standard"

### Quick Tip:

To unfollow a standard, you can easily click on (1) Account, and (2) My Standards, then (3) update your following accordingly



## Step 5:

Once you follow a standard, you will automatically be added to it's future work areas.

For additional support please visit [ULSE.org/learn](https://ulse.org/learn)