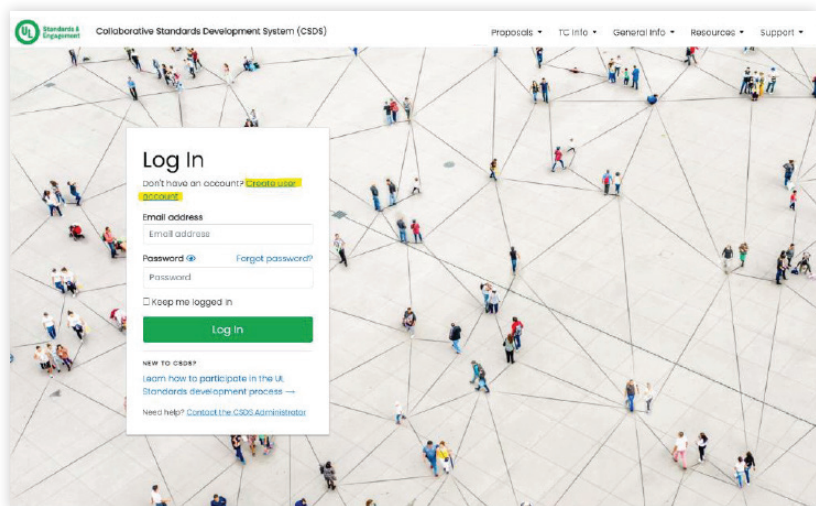
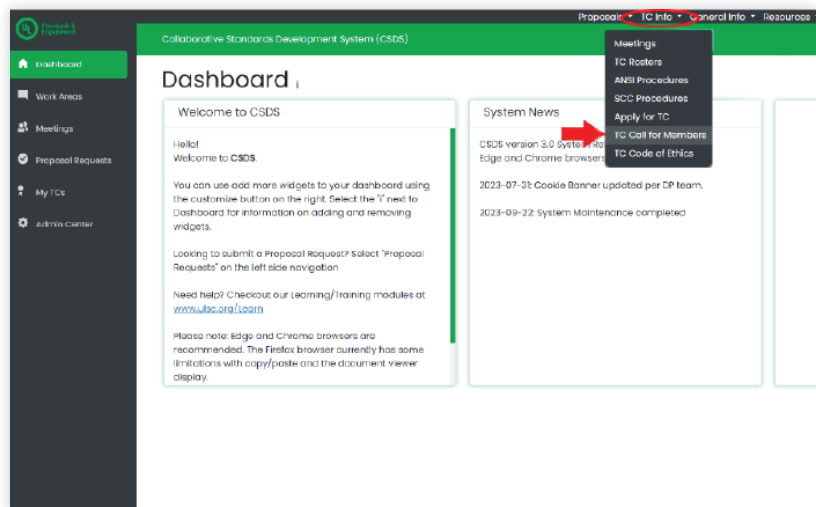


How to Follow a Standard



Step 1:

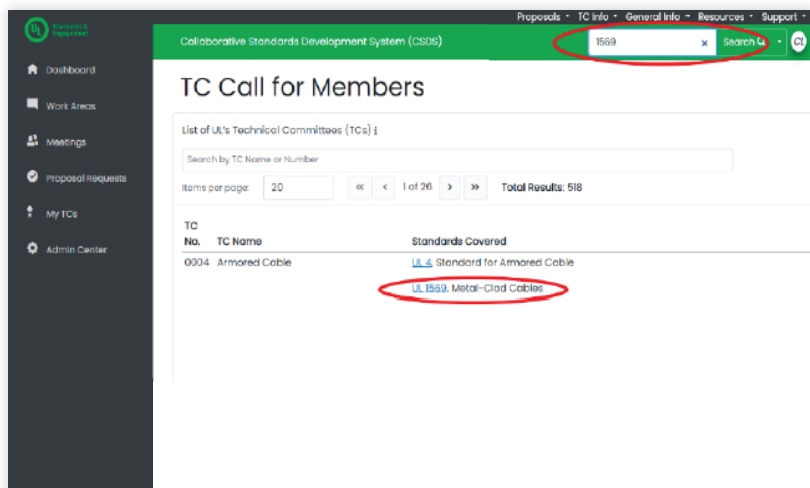
Visit the ULSE Collaborative Standards Development System ([CSDS](https://csds.ul.com)) and create an account (csds.ul.com)



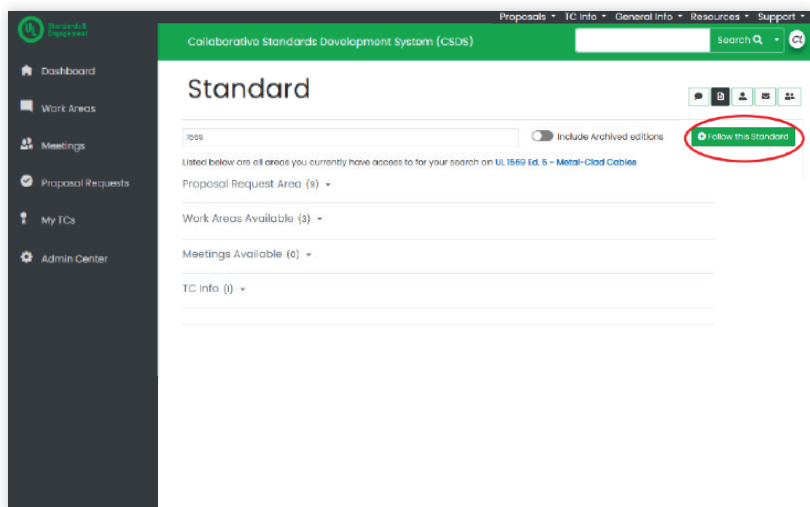
Step 2:

Once your account is active, select 'TC Call for Members' under the TC Info drop-down menu in the top right of the screen.

How to Follow a Standard



- ✓ **Step 3:**
Search for the *standard number* using the main search bar at the top of the page



- ✓ **Step 4:**
From the standard's page, click "Follow this Standard"
- Quick Tip:*
To unfollow a standard, you can easily click on (1) Account, and (2) My Standards, then (3) update your following accordingly

- ✓ **Step 5:**
Once you follow a standard, you will automatically be added to its future work areas.

For additional support please visit ULSE.org/learn